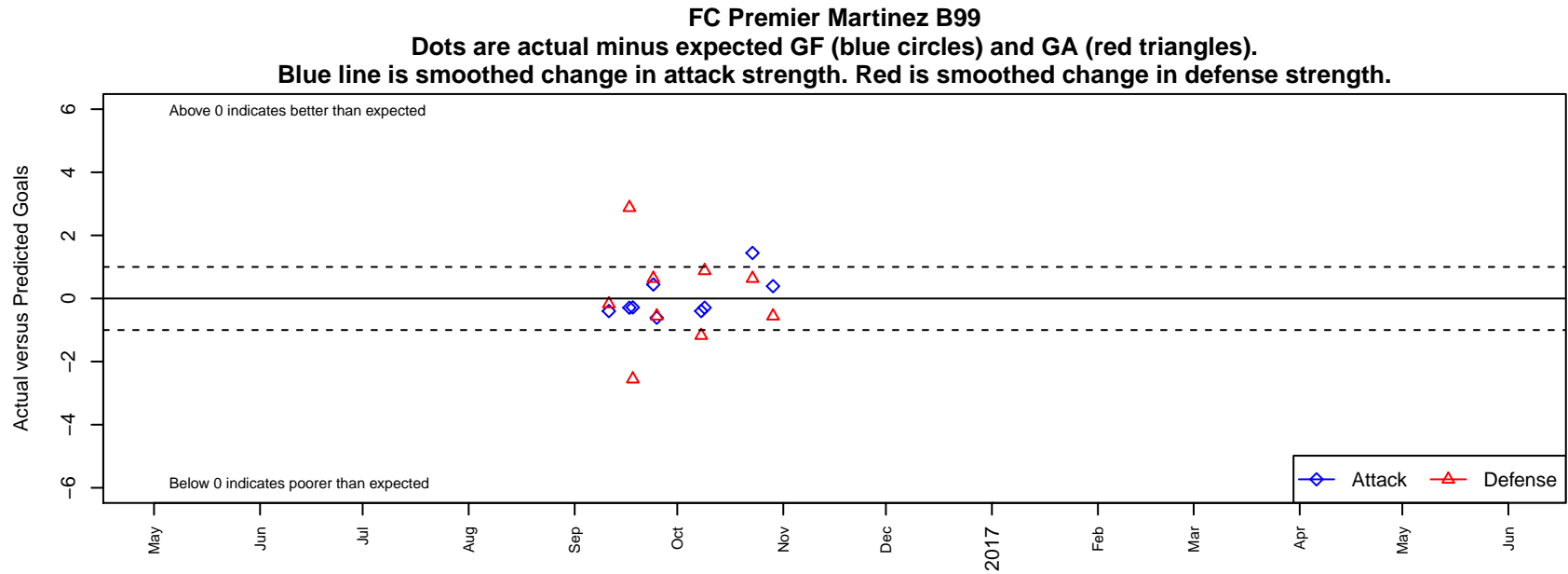


FC Premier Martinez B99

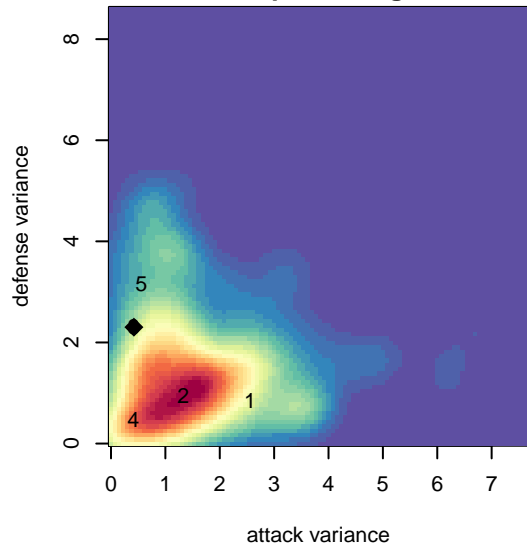
B99 total strength=1532
attack=13.79 defense=11.58
fall league = SCDL FI1 U18

alt names used:
FC Premier B1999 – Martinez

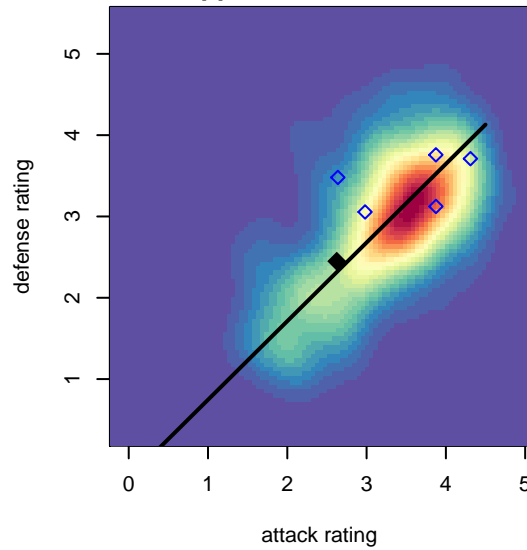
Venues played:
2016 SCDL FI1 U18



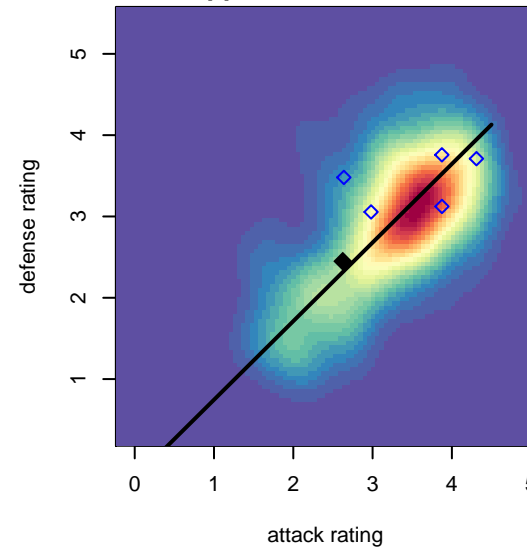
**attack and defense variance (black dot)
relative to other teams
and top 10 in region**



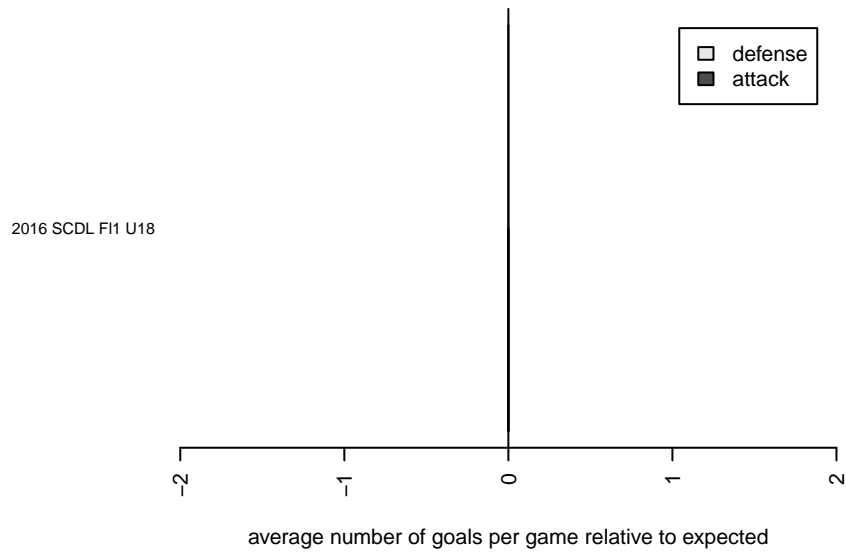
**attack and defense rating
relative to others at age
and all opponents in last 13 months**



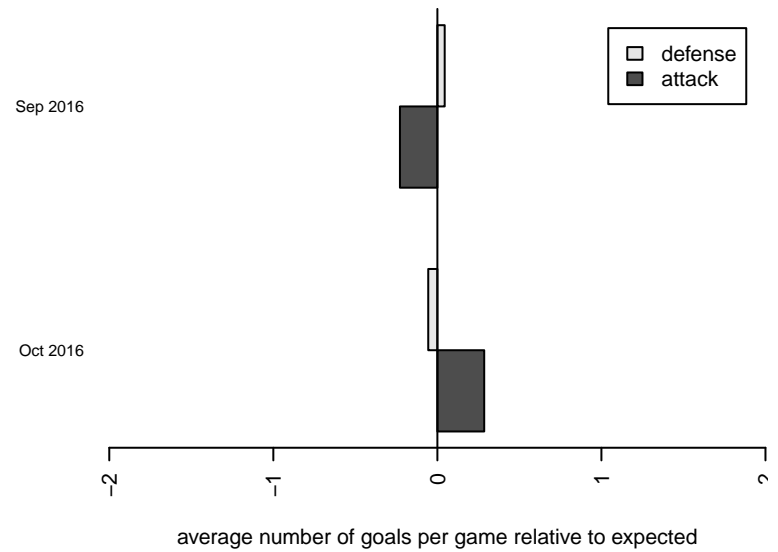
**attack and defense rating
relative to others at age
and all opponents in last 13 months**



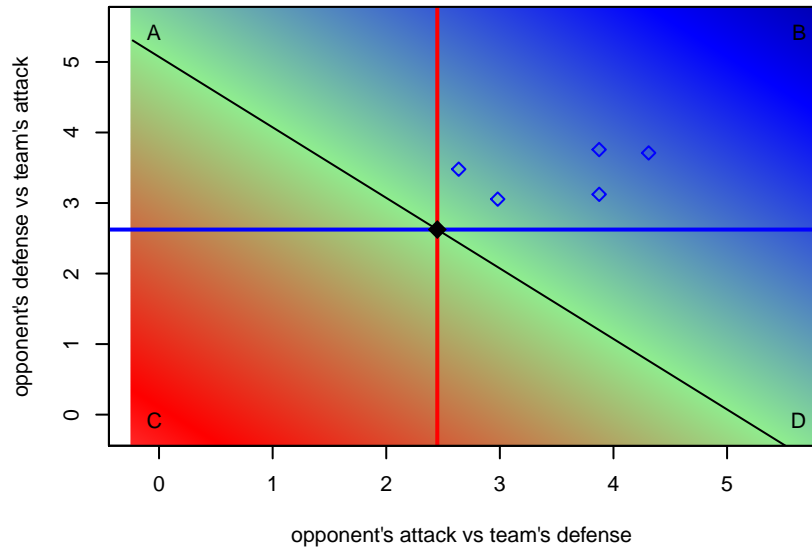
Performance relative to 13 month average



Performance relative to 13 month average



Distribution of opponents
 Red = Lose zone, Blue = Win zone, Green = Even
 Black line separates win/lose zones



lot. A=Neither has attack advantage, B=Opponent has both attack and defense advantage, C=Opponent has both attack and defense disadvantage, D=Both have

date	home		away		venue	pred.home	pred.away
2016-10-29	Los Angeles United FA Pre-Academy B99	3	FC Premier Martinez B99	1	2016 SCDL FI1 U18	2.44	0.61
2016-10-23	FC Premier Martinez B99	2	CA Rush B99	3	2016 SCDL FI1 U18	0.56	3.63
2016-10-09	Strikers FC North B99	5	FC Premier Martinez B99	0	2016 SCDL FI1 U18	5.88	0.29
2016-10-08	FC Premier Martinez B99	0	Crescenta Valley SC B99	3	2016 SCDL FI1 U18	0.40	1.83
2016-09-25	FC Premier Martinez B99	0	Los Angeles United FA Pre-Academy B99	3	2016 SCDL FI1 U18	0.61	2.44
2016-09-24	CA Rush B99	3	FC Premier Martinez B99	1	2016 SCDL FI1 U18	3.63	0.56
2016-09-18	FC Premier Martinez B99	0	LA Galaxy South Bay Elite B99	6	2016 SCDL FI1 U18	0.28	3.45
2016-09-17	FC Premier Martinez B99	0	Strikers FC North B99	3	2016 SCDL FI1 U18	0.29	5.88
2016-09-11	Crescenta Valley SC B99	2	FC Premier Martinez B99	0	2016 SCDL FI1 U18	1.83	0.40